

GEARED MOTOR CABLE REEL

(Indoor use)

Feature

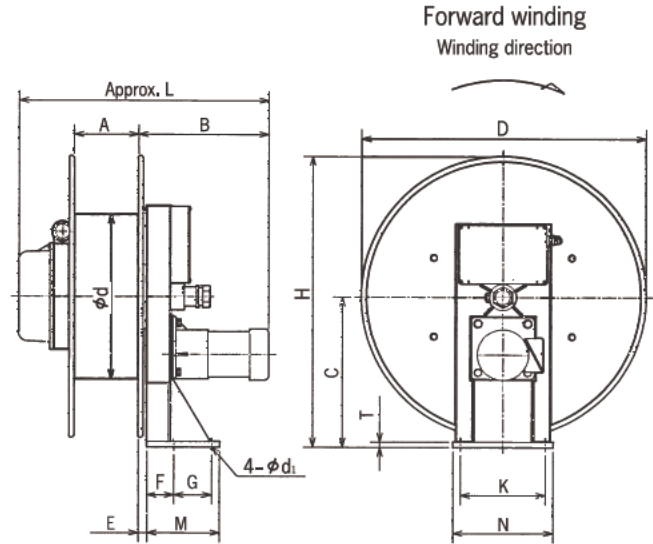

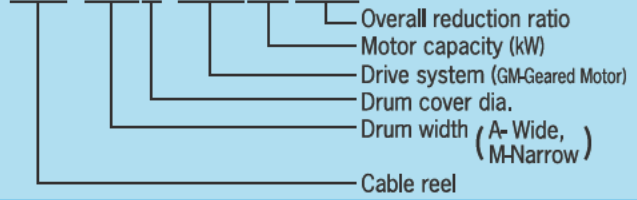
Suitable for vertical winding by built-in limit switch in the geared motor

Applications

Cranes, pendant switches, lighting fixtures etc.

Model description

CR-4M5-GM01106

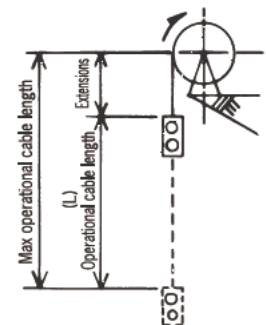


Specification, Dimensions and Max operational cable length (Stationary application /vertical retrieve)

Model	Lifting capacity (kg) 50/60Hz	Overall reduction ratio	Geared motor		Lift speed (m/min)		Max operational cable length/ Cable outside dia.							
			Capacity kW	Voltage V	50H z	60H z	φ 15	φ 17	φ 19	φ 21	φ 23	φ 25		
CR-33-GM0145N	16/13	1/ 45	0.1	AC200/220	24~30	29~36	5	4	3					
CR-34-GM0145N	16/13	1/ 45	0.1	AC200/220	24~30	29~36	18	13	8					
CR-3A4-GM0145N	16/13	1/ 45	0.1	AC200/220	24~30	29~36		17	13					
CR-4M5-GM01106	32/27	1/106	0.1	AC200/220	13~16	15~19		17	18	14				
CR-4M6-GM01106	32/27	1/106	0.1	AC200/220	13~16	15~19		17	18	19				
CR-5M6-GM01106	25/21	1/106	0.1	AC200/220	16~20	19~24		21	22	18	18	14		
CR-6M7-GM01212	41/34	1/212	0.1	AC200/220	10~13	12~15							22	22

- NOTE:
- 1.Max operational cable length includes extensions. If there are some accessories, please take into consideration of the mass.
 - 2.Deviations due to roller guide, wind load, low ambient temperature, etc. are not calculated. When selecting a model, please take into consideration of high mechanical stress and harsh environment conditions.
 - 3.For outdoor use, please attach a cover.
 - 4.Electric control unit of cable reel is not included.
 - 5.Suffix -R on all model names identifies reverse winding.
 - 6.For any special requirements, please contact us.

Vertical lift (Standard)



Slip ring capacity (Rated voltage AC600V)

Rated current	Number of poles												Model
	3	4	6	8	10	12	14	16	—	—	—	—	
30A	3	4	6	8	10	12	14	16	—	—	—	—	CR-33-GM0145N~3A4-GM0145N
20A	3	4	6	8	10	12	14	16	20	24	28	32	CR-4M5-GM01106~6M7-GM01212
50A	3	4	6	8	10	12	—	—	—	—	—	—	
100A	3	4	—	—	—	—	—	—	—	—	—	—	CR-6M7-GM01212
150A	3	4	—	—	—	—	—	—	—	—	—	—	

NOTE: Number of poles not listed above could be customized upon request.


Additional L length by the number of poles

(units: mm)

Rated current	Number of poles											
	3	4	6	8	10	12	14	16	20	24	28	32
30A	0		21	41	61	81	101	122	—	—	—	—
20A	0			30	50	80		100	140	200	240	280
50A	0		30	50	80	100	—	—	—	—	—	—
100A	30	50	—	—	—	—	—	—	—	—	—	—
150A	97	127	—	—	—	—	—	—	—	—	—	—

φ 28	φ 31	Dimensions (mm)															Mass (kg)
		D	d	A	B	C	H	L	E	G±1	K±1	M	F	N	T	d1	
		350	230	75	330	222	397	515	19	60	160	150	70	210	10	11	38
		440	230	75	330	222	442	515	19	60	160	150	70	210	10	11	39
		440	230	110	330	222	442	550	19	60	160	150	70	210	10	11	40
		510	280	127	350	275	530	625	19	60	210	150	70	260	10	11	46
		630	280	127	350	335	650	625	19	60	210	150	70	260	10	11	47
		630	360	127	350	335	650	625	19	60	210	150	70	260	10	11	50
20	16	750	440	170	365	350	725	683	25	60	210	160	80	260	10	13	73

Upper and lower stop limit switch mechanism



Model	Frequency of drum detection
CR-33-GM0145N~3A4-GM0145N	Up to 20 turns
CR-4M5-GM01106~5M6-GM01106	Up to 18 turns
CR-6M7-GM01212	Up to 15 turns

Electric circuit (Reference)

